

# ITS DENTAL COLLEGE & RESEARCH CENTRE (NAAC ACCREDITED)



**SUCCESS**



**FUTURE**

## *Information Brochure*



**LEARNING**



**EMPOWER**



[www.itsdentalcollege.edu.in](http://www.itsdentalcollege.edu.in)



## Chairman's Message

### Dr. R. P. Chadha

I.T.S - The Education Group was conceived in the year 1995 with first institution by the name of Institute of Technology and Science, to provide value based education with excellent infrastructure for professional courses. We have sincerely attempted to nurture this dream over these years and today we are one of the leading groups of Institutions in Northern India. The group consists of four campuses

offering professional education in eight diversified areas. We have created an infrastructure to provide best facilities to the learners and trainers for effective learning. We have created a culture where we are always open to adapting latest technologies upgrading our facilities. We have also laid a lot of emphasis on the intellectual capital of our Institutions and boast of a very rich faculty strength not only in terms of numbers but also quality. Our efforts have been duly awarded by various Government Bodies and students community, but there is a long way to creating an ideal temple for learning. We will remain committed to our values and will continuously endeavor to become a better social citizen.



## Vice Chairman's Message

### Mr. Sohil Chadha

Despite all this uncertainty ITS mission remains unchanged: We are driven by curiosity and committed to inquiry, we delight in learning and welcome new ways of understanding, and we strive to make the world a better place and pursue others who believes in our dreams.

We hope that better things and easier times lie ahead after this extremely difficult year. If we recollect that empathy is not weakness and that we can express respect without sacrificing our principles, then we will always endure as citizens of the world.

## Principal's Message

### Dr. Sachit Anand Arora

ITS Dental College, Greater Noida is one of the top dental colleges in this part of the world. The quality of the students & faculty we possess, the State of art Infrastructure we built, The rigor of academia with a blend of fun & frolic makes it a Premier dental school. We nurture talent here and make our students good citizens of this great nation.

We inculcate humane qualities, imbibe an ethical code of conduct & behavior, simulate hands on to students in our Phantom Labs. Research & Innovation is an integral part of our curriculum. We harbour IT enabled Library, Patient management software & E-Learning are a few of our best practices.



# About ITS Dental College

Established in 1995 by Dr. R. P. Chadha ITS - The Education Group has focused principally on structuring iconic educational institutions under the name "ITS - The Education Group". ITS has 4 flourishing campuses. The Group is 26-year-old "Leading Institutional" group in country offering 19 courses to its 8000 students with all modern learning methods and facilities. The thousands of skilled faculty and staff members across campuses supporting mission of research, teaching and scholarship. I.T.S - The Education Group is where the world comes to think, discover and learn. One size does not fit all, this is where ITS - The Education Group cracks into best education provider. Our eminence and depth of academic option means can find the right programs to suit your unique interests, while learning from Professors who are leaders in their fields. We encourage our students to succeed and pursue opportunities connecting with other students, navigating their academic pursuits, working on various imperturbable research projects.

## Vision

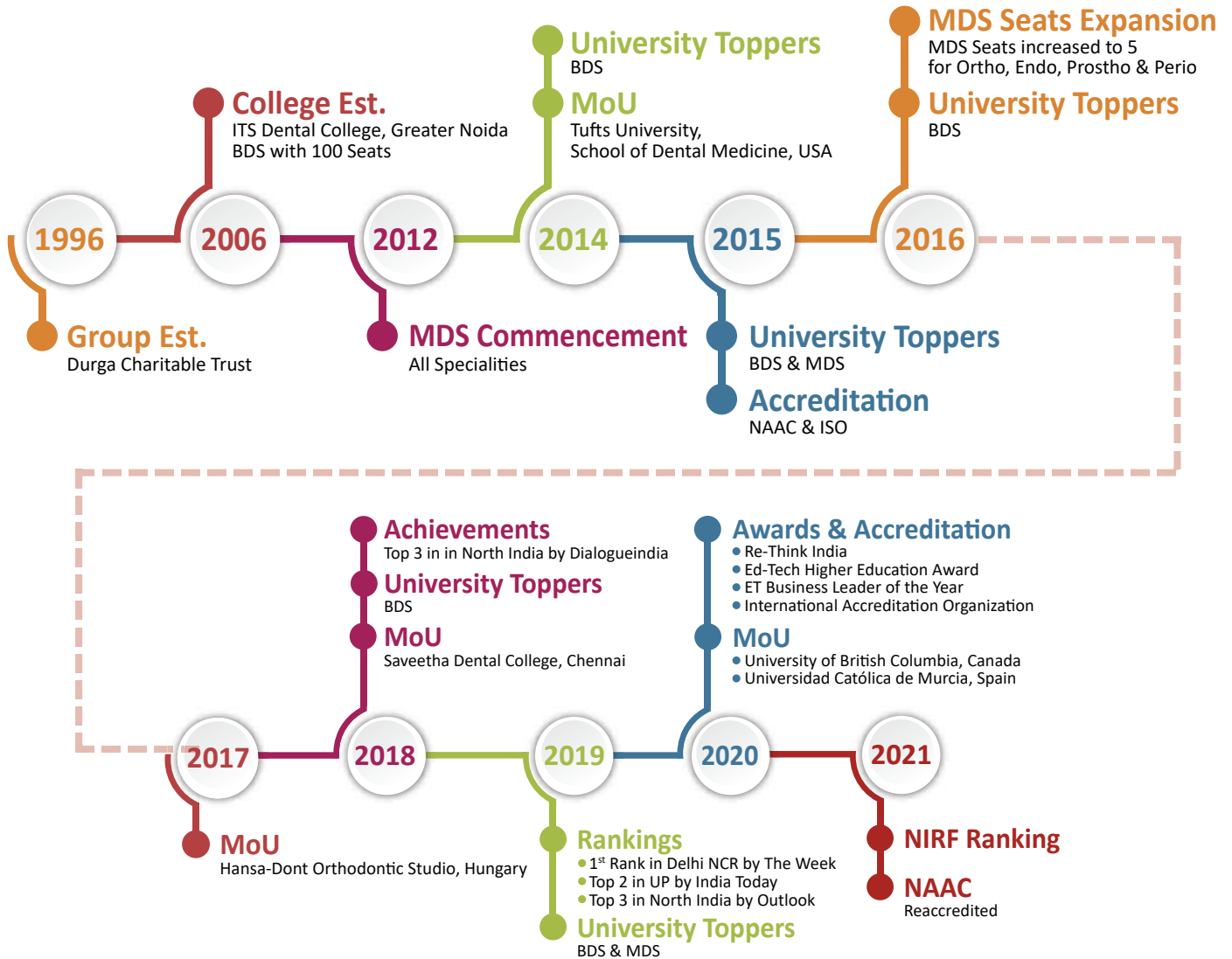
Inspiring Learning for Healthcare of Tomorrow.

## Mission


To foster higher level of learning, critical thinking and evidence based healthcare capabilities in young professionals.

- To develop the knowledge, attitude and clinical skills leading to undergraduate and postgraduate degree in oral health sciences.
- To encourage evidence based practices, patient centred healthcare and research.
- To foster speciality training and research in all the disciplines of oral health sciences.
- To prepare and nurture healthcare professionals of tomorrow.

# Our Journey so far...



## NATIONAL & INTERNATIONAL COLLABORATIONS FOR ACADEMIC EXCELLENCE





# A QUICK GLANCE

## ACADEMIC FACILITIES



Digital Mode of  
Teaching & Learning



Implant & BLS Course  
for BDS Students



Advanced  
Digital Library



Air Conditioned  
Clinics & Classrooms



CBCT & Advanced  
Research Labs



Students from  
India & Abroad

## CLINICAL EXPOSURE



**1,20,000+**  
Yearly OPD



**60,000+**  
Treatments



**9,000+**  
RCT's



**6,000+**  
Crowns



**500+**  
Implants



**175+**  
Camps

## STATE OF THE ART INFRASTRUCTURE



AC & Non AC Hostels  
in Campus



Infinity Café  
World Class Cafeteria



Gymnasium  
Activities Center



Transport  
Facilities



Sports Arena  
Eco Friendly Environment



24\*7 Wi-Fi  
Enabled Campus

## VALUE ADDITIONS



Microscopic Endodontics



Laser Aided Dentistry



Cosmetology



3D Imaging



Conscious Sedation Clinics

# **ITS DENTAL DEPARTMENTS**

# DEPARTMENT OF ORAL MEDICINE DIAGNOSIS & RADIOLOGY (OMDR)

## TOMMOROW'S DENTISTRY TODAY

ITS Dental College Promote  
Knowledge base and technology  
-driven dentistry in today's world

### #TransformingDentalPractices

#### SPECIAL CLINIC



##### OROFACIAL PAIN CLINIC

Orofacial pain is a debilitating condition as it causes both physical and psychological impact on a patient. This clinic deals with the proper diagnosis of orofacial pain followed by standardized clinical and radiographic protocol in order to pave out a thorough treatment modality for the patient. The treatments range from both pharmacological to nonpharmacological modalities for effective pain management. The nonpharmacological modalities include TENS, ultrasound and low level laser biostimulation.



##### CBCT-3D IMAGING

Cone-beam computed tomography (CBCT) is an advanced imaging modality that has high clinical applications in the field of dentistry. CBCT is an effective investigative modality that has been used for developmental deformities of orofacial region, endodontic morphological evaluation, maxillofacial fractures, tumors and cysts, orofacial malignancy, sinus pathologies, sleep apnoea, alveolar bone loss assessment, impactions, altered tooth morphology, dentoalveolar fractures, temporomandibular joint disorders, implant planning and ear assessment.

#### SALIENT FEATURES

1. Treatment of orofacial pain through both pharmacological and non pharmacological modalities
2. Practicing CBCT imaging as a higher imaging modality
3. The department offers teaching facilities for undergraduate and post graduate students. It has the following infrastructure:
  - a. Diagnosis section with dental chairs, diagnostics, Special Surgery Section for Biopsies and specialized treatment, Dental Radiology Section with analogue and digital X-ray machines, Maxillofacial Radiology section with conventional and digital panoramic X-ray machines
  - b. Automatic X ray film processors
5. The department is equipped to offer:
  - a. Diagnosis and management of all orofacial pain & conditions, various oral mucosal lesions, TMJ disorders,
  - b. All kinds of intraoral and extra oral radiographs with their interpretation and Treatment plan for medically compromised patients.

For details, refer college website [www.itsdentalcollege.edu.in](http://www.itsdentalcollege.edu.in)



## ABOUT THE DEPARTMENT



This branch of dentistry deals with the diagnosis and non surgical management of diseases that are localized to the oral cavity or are oral manifestations of systemic diseases. The phases of dental practice that are essentially concerned with the diagnosis and treatment of medically compromised patients are managed.

It is the specialty of dentistry & discipline of radiology concerned with the production and interpretation of images and data produced by all modalities of radiant energy that are used for the diagnosis and management of diseases, disorders and conditions of the oral and maxillofacial region.

The post graduate programme focuses on inculcate academic proficiency as well as management skills of cases that require overall development of clinical and radiological diag-

## ABOUT THE HEAD OF THE DEPARTMENT

**Dr. Manisha Lakhanpal Sharma** is a graduate from Subharti Dental College & completed her masters in Oral Medicine & Radiology from Bangalore Institute of Dental Sciences. She has been certified by the University of California and San Francisco in Laser Dentistry. Her expertise lies in the treatment of mucosal lesions, oro-facial disorders, potentially malignant (cancerous) lesions and the diagnosis of malignancies. Dr. Manisha has many accolades to

her name. She has won five awards in various categories from the Indian Academy of Oral Medicine and Radiology. She is the author of book on Foundation of Radiotherapy in head and neck cancer.



**Dr. Manisha Lakhanpal (Prof. & HOD)**

# DEPARTMENT OF ORAL SURGERY

## MAXIMIZING RESULTS WITH MINIMUM HASSLE

ITS Dental College Promote  
Knowledge base and technology  
-driven dentistry in today's world

### #ShapingFutureDentists

#### SPECIAL CLINIC



##### COSMETOLOGY CLINIC

The first and main benefit of Cosmetic procedures is that it helps to align individual's natural appearance with the desired appearance and raise the self-esteem of the individual. The dedicated department of Cosmetology is focussed on improving individual's esthetic, appearance by providing all types of Cosmetology procedures like anti-ageing treatments with Botox, Dermal filler, advanced Hydrafacial and needle-less Mesotherapy. The department also provides expertise for Mole and Wart removal, Dimple creation (Dimpleplasty), Scar revisions, treatment for Gummy smile, Nose corrective procedures (Rhinoplasty), Hair fall therapy and Hair transplants.



##### DENTAL IMPLANTOLOGY CLINIC

The next best thing to a person's own tooth is a Dental Implant that is designed to look, feel, and function like a natural tooth. Currently the Department of Implantology provides wide range of treatment options and expertise required for placement of all types of implants and allied implant procedures. The treatment options range from placement of conventional implants, cortical implants (immediate implants), zygoma implants, 3-D guided implant placement, sinus lifts – direct and indirect, Guided Bone Regeneration, PRF, Low level Laser stimulation therapy, various bone grafting and regenerative procedures.

#### SALIENT FEATURES

1. The Department is associated with in house Surya hospital which is 100 bedded hospital with all medical and surgical facilities. The Department provides all major surgeries including Jaw deformity and orthognathic surgeries, surgery for Salivary Gland diseases, surgeries for jaw cyst and tumours, craniomaxillofacial trauma surgeries, Temporomandibular joint surgeries and joint replacement, surgeries for cleft lip and palate.
2. Department also renders facilities for invasive and non-invasive Cosmetic surgical procedures with Botox, Dermal fillers, Liposuction (of the face and neck), Brow lift, Rhytidectomy (facelift), Skin Care and Skin Resurfacing, Lip Enhancement and Hair Transplant. Minor surgical procedures include removal of impacted teeth and Dental implants.

For details, refer college website [www.itsdentalcollege.edu.in](http://www.itsdentalcollege.edu.in)

## ABOUT THE DEPARTMENT



Oral and Maxillofacial Surgery is the specialty of dentistry which includes the diagnosis, surgical and adjunctive treatment of diseases, injuries and defects involving the oral and maxillofacial region. The Department is associated with Surya hospital which is 100 bedded hospital with all medical and surgical facilities. The Department provides all major surgeries including Jaw deformity and orthognathic surgeries, surgery for Salivary Gland diseases, surgeries for jaw cyst and tumours, craniomaxillofacial trauma surgeries, Temporomandibular joint surgeries and joint replacement, surgeries for cleft lip and palate. Department also renders facilities for invasive and non-invasive Cosmetic surgical procedures with Botox, Dermal fillers, Liposuction (of the face and neck), Brow lift, Rhytidectomy (facelift), Skin Care and Skin Resurfacing, Lip Enhancement and Hair Transplant. Minor surgical procedures include removal of impacted teeth & Dental implants.

## ABOUT THE HEAD OF THE DEPARTMENT

**Dr. Ashish Sharma** is a graduate from Bangalore Institute of Dental Sciences & is a post Graduate from the prestigious Govt. Dental College ( G.D.C ) Bangalore. Dr. Sharma has done fellowships in Oral Oncology, Esthetics Medicine, Cleft lip & Palate & Cosmetology. He is a reviewer of Journal of Oral and Maxillofacial Surgery (Official Publication of Association of Oral & Maxillofacial Surgeons of India) and National Journal of Maxillofacial Surgery. He has been the Associate Editor of Chronicles of Dental Research (Official Publication of Kothiwal Dental College & Research Centre, Moradabad, Uttar Pradesh). He is member of IDA, AOMSI & IAOMS.



**Prof. (Dr.) Ashish Sharma (Prof. & Head)**

# DEPARTMENT OF CONSERVATIVE & ENDODONTICS

## EXCELLENCE REDEFINED

ITS Dental College Promote  
Knowledge base and technology  
-driven dentistry in today's world

### #TransformingDentalPractices

#### SPECIAL CLINIC



##### ESTHETICS CLINIC

Esthetics is in great demand as everyone wants to look presentable due to the outward movement of society into the competitive world. In our esthetic clinic, we deal with correction of midline gaps in the front teeth, gummy smile, discolored teeth due to fluorosis, tobacco/Caffeine Stains, by proper analysis of the condition and showing the mock-up models and then with the consent of the patient regarding shape, design, and color of the corrective prosthesis is decided and fabricated.



##### MICRO ENDODONTICS CLINIC

In Micro endodontics clinic besides doing the regular Endodontic procedures we take up the cases of Endodontic surgeries, case of broken instrument retrieval which can be extremely invasive if performed without magnification, repair of the perforation sites which are difficult to view with the naked eye, and management of complex root canal anatomical variations, are some of the situations which bring the magnification in to play a pivotal role to bring about the desired success. Microscope not only helps the operator have a magnified view of the operating area it also safeguards the wear and tear of the spine and neck by bringing about the best of ergonomics allowing the operator to perform the procedure at ease without any discomfort.

#### SALIENT FEATURES

1. Conservative dentistry have strong work ethics, here the patients are considered to be of utmost importance and treated with complete care and fervor.
2. The department follows the principle of saving the tooth at the terminal stage also, using all sorts of treatments including the following:  
**Crown lengthening procedure | Hemisectioning | Bicuspidization | Orthodontic Extrusion | Intentional Re-implantation**
3. Esthetics work including:  
**Ceramic Veneers | Ceramic Inlays | Ceramic/Zirconia Crowns | Indirect Composite Inlays | Smile designing**
4. We have a dedicated Laser Clinic and a Magnification clinic which aid in doing the procedures which are not possible with naked eyes.

For details, refer college website [www.itsdentalcollege.edu.in](http://www.itsdentalcollege.edu.in)



## ABOUT THE DEPARTMENT



Conservative Dentistry is a branch of dentistry which is concerned with conservation of teeth in mouth. Conservative Dentistry consists of sub specialties of cariology, operative dentistry, cosmetic dentistry and endodontics. The department has about 34 ultra modern, state of art, electronic dental units which cater to more than 200 patients per day. High tech gadgets like electronic pulp tester, electronic apex locator, digital radiography, high speed rotary instruments, amalgamators etc. are used routinely for diagnosis and treatment. The treatment is carried out

under aseptic conditions by using ultrasonic cleaner, autoclave and U.V.chambers. The department consist of preclinical and clinical section .The preclinical section houses 60 dental units (phantom heads) for training undergraduate students in the pre-clinical subjects. The students are exposed to various aspects of Conservative dentistry theoretically and skills are practiced on the simulated phantom heads, before they treat patients in the clinical domain. Under the stupendous guidance of experienced teaching staff the treatment is rendered by the students and faculty members. The treatment provided includes light cure composite, G.I.C fillings, root canal treatment, smile design, crown work and endodontic surgery reimplantation.

## ABOUT THE HEAD OF DEPARTMENT

**Dr. Rohit Kochhar** has an experience of over 21 years in academia and is the proud alumni of Saveetha Dental College, Chennai from where he has completed his MDS in Conservative Dentistry & Endodontics He is the senior consultant at various leading hospitals & dental Clinics in NCR region. He is the reviewer for National journal – Journal of Conservative Dentistry (JCD) and has been recognised and awarded by IACDE for significant contribution to the society. He is member of Indian Association of Conservative Dentistry & Endodontics (IACDE), Academy of Oral Implantology (AOI), Indian society for Dental Research (ISDR). He has served as a past Vice president of Indian Association of Cons & Endodontics( IACDE) and past Executive Committee member of Indian Endodontic Society(IES).



**Dr. Rohit Kochhar (Prof. & Head)**

# DEPARTMENT OF PROSTHODONTICS CROWN & BRIDGE

## BRINGING ART TO DENTISTRY

ITS Dental College Promote  
Knowledge base and technology  
-driven dentistry in today's world

### #TransformingDentalPractices

#### SPECIAL CLINIC



#### DIGITAL PROSTHETIC WORKFLOW

The Department of Prosthodontics endeavours to be at the forefront of keeping abreast of research in digital dentistry and adopting wide array of digital technologies to simplify and improve the efficiency of the patient treatment workflow. To achieve the same we have been using in house Intraoral Digital Scanner to capture direct digital impressions in Fixed Prosthetic treatment and eliminate analog impressions, models and associated legacy workflows since 2018. Further on to enable a fully digital workflow the intraoral digital impressions are mailed to the in house CAD

CAM lab equipped with EXO CAD prosthesis design software as well as a state of the art Aman Girschbach CAD CAM Milling unit to rapidly fabricate precise single and multi unit full ceramic crowns and prosthesis. This eliminates several time consuming and technique sensitive procedures and allow the fixed prosthesis to be delivered to our patients in lesser time as compared to conventional fabrication procedures.



#### SALIENT FEATURES

1. OPD of 100 patient visits/ month
2. Up to 700 fixed prosthesis delivered monthly including upto 200 all ceramic CAD CAM prosthesis ~ 8500 prosthesis delivered yearly.
3. Up to 400 implant prosthesis restored yearly by the department post graduates under supervision and 3rd batch of in-house implantology course completed.
4. Fully digital fixed prosthodontics workflow within house Intraoral scanner and CAD CAM design and Milling Laboratory for precise and efficient workflow and rapid delivery of prosthesis to our patients.
5. Young and motivated faculty trained from some of the best universities and institutes across the country teaching post graduate program in the institute since 2012.

For details, refer college website [www.itsdentalcollege.edu.in](http://www.itsdentalcollege.edu.in)



## ABOUT THE DEPARTMENT



The Department of Prosthodontics and Implantology at I.T.S, Greater Noida provides for extensive training to both our Post Graduate and Under graduate students and equip them with a special understanding of the dynamics of a smile, the preservation of a healthy mouth and the creation of suitable and enduring restorations that are custom made at our state of the art, ceramic and restorative lab.

Serving as the architect of a comprehensive dental treatment plan encompassing the stomatognathic system as a

whole and as a synergistic unit, we in the Department of Prosthodontics collaborate with our colleagues and specialists in the other branches of Dentistry and allied health professionals to develop solutions to dental and maxillofacial health concerns. In the outpatient department, patients are treated either by department faculty or students under the guidance of faculty member. Our objective is to create an environment for learning that will enable each resident to face the challenges of the future and emerge as a leader in the field of Prosthodontics.

## ABOUT THE HEAD OF THE DEPARTMENT

**Dr. Punit R. S. Khurana** (Professor and Head of the department) has an experience of over 14 years.

Dr. Khurana has completed his Bachelors from Manipal University and Masters in Prosthodontics from Bapuji Dental College and Hospital, Davangere, Bangalore, India. He has received Maxicourse certificate from American Academy of Implant Dentistry, PG Certificate in Aesthetic Dentistry from Manipal University. He is diplomate of World Congress of Oral Implantology, Japan.

Dr. Punit R. S. Khurana is course mentor for Basic Implantology Course, Speaker and Course Mentor of National Speciality Conferences, CDE Courses



**Dr. Punit R. S. Khurana (Prof. & Head)**

# DEPARTMENT OF ORTHODONTICS

## BUILDING DREAM SMILES A REALITY

ITS Dental College Promote  
Knowledge base and technology  
-driven dentistry in today's world

### #ShapingFutureDentists

#### SPECIAL CLINIC



##### ALIGNER CLINIC

Clear Aligners are transparent trays made of special material which are used to straighten teeth just like braces with gentle and constant force to move the teeth in the required position without going through the hassles of metal wires and brackets. They are custom made for each patient through a digital scan. This is achieved by digitally capturing impression and processing the information using specialized software, where the future projections for better results and straighter teeth are computed and then the milling machine automatically custom fabricates the set of trays for the patient. On average, a person needs approximately 25-40 sets for complete alignment.

The aligners come with an advantage i.e. they are very snugly fitting which over a period becomes virtually a part of the body and hence causes no speech problems. There are no restrictions on eating and drinking any foods as you will be removing them before every meal.



#### SALIENT FEATURES

1. All modern techniques including Lingual, Implants, IZCs, Aligners practiced in the department
2. A robust OPD ensures that more than 500 new cases are added each year resulting in ample clinical material for our trainee post-graduates.
3. The department employs the latest techniques and advancements in orthodontic therapy such as Dolphin software for treatment planning, CBCT, lingual technique, self-ligation, micro-implants, orthognathic surgery and more to ensure the best clinical care to our patients and vast clinical exposure to our residents.

For details, refer college website [www.itsdentalcollege.edu.in](http://www.itsdentalcollege.edu.in)

## ABOUT THE DEPARTMENT



Orthodontics is the department where beautiful smiles are created. The mission of the Department is to train both Graduate and Post-graduate students to be proficient in the clinical specialty of Orthodontics, at their respective levels.

Every year more than 600 new cases are started in the department and post-graduate training includes all the latest orthodontic treatment modalities eg- Aligners, Mini-implants and lingual orthodontics.

## ABOUT THE HEAD OF THE DEPARTMENT

**Dr. Anshul Singla** is Professor and Head in the Dept of Orthodontics and Dentofacial Orthopedics, ITS Dental College, Hospital & Research Centre, Greater Noida. She has done her graduation and post graduation from DAV© Dental College, Yamuna Nagar. She has also completed Bachelors in Law in the year 2018 from CCS University, Meerut.



Dr. Anshul Singla (Prof. & Head)

She has 10 years of teaching experience and has many publications in international and national journals. She has dealt with over 900 orthodontic patients and is trained in INVISALIGN aligner system, lingual and surgical orthodontics.

# DEPARTMENT OF PERIODONTICS

## DESIGNING SMILES BEYOND IMAGINATION

ITS Dental College Promote  
Knowledge base and technology  
-driven dentistry in today's world

### #TransformingDentalPractices

#### SPECIAL CLINIC



##### LASER CLINIC

The Laser Clinic is employing a high end Soft Tissue laser for surgical and dental procedures. Lasers ensure effective and precise removal of soft tissues and have varied applications such as gum incision, removal of soft tissue growths. The patient requires minimal local anesthetic. As lasers are safe for use around dental implants, crowns, and restorations they are used for de-contamination. The reduced post-operative pain, gingival swelling, and discomfort make the laser based treatment advantageous for pediatric, anxious or special needs to be carried out.



##### REGENERATIVE PERIODONTICS CLINIC

The Regenerative Clinic is treating both bone and soft tissue deficiencies in the oral area. Bone and the overlying gums are important elements of an aesthetic smile and also required for longevity of the teeth. When the bone supporting the roots of the teeth has been destroyed by periodontal disease, a regenerative procedure needs to be carried by lifting the gum tissue and removal of disease-causing bacteria. Bone and gum deficiencies may also occur due to trauma. Exposed tooth root surface are also covered with grafted oral tissue. Bone grafts, tissue-stimulating proteins and membranes are used by the highly experienced team of surgeons.

#### SALIENT FEATURES

1. Average number of 80-100 patients are treated on regular basis. The treatment ranges from minor to major surgical and regenerative procedures such as,  
**a) GTR b) Bone grafts c) PRF d) Connective tissue grafts e) Root coverage procedures**
2. Department is equipped with advanced surgical facilities like soft tissue diode LASER, electrocautery, Iontophoresis unit which gives post graduates an opportunity to learn advanced periodontal procedures. It also gives them a research platform for various academic activities.
3. A state of art dental implant clinic dedicated for post graduate students equipped with range of Implant systems is the highlight of the department.

For details, refer college website [www.itsdentalcollege.edu.in](http://www.itsdentalcollege.edu.in)



## ABOUT THE DEPARTMENT



The branch of Periodontology is concerned with the diagnosis, prevention and treatment of gingival and periodontal diseases as related to overall oral and general health. The training is adjusted to the level of competency of the under and post-graduate students. The clinical areas of focus include periodontal examination, diagnosis, treatment planning, regenerative procedures like bone grafts and GTR, patient education, motivation, case presentation and regular follow ups for outcome assessments in otherwise healthy as well as

medically compromised patients. Implant and Laser clinic are highlights of the department. To facilitate learning and building knowledge department has integrated library with vast collection of books & Journals. Faculty members are actively participating in basic & applied sciences research and provide students instruction and guidance in research. The current primary areas of research include inflammatory mediators in periodontal disease, the microbiology of the periodontal infection, periodontal regeneration, implant procedures and outcome assessments and epidemiology.

## ABOUT THE HEAD OF THE DEPARTMENT

Dr. Sachit Anand Arora is a proud Alumni of College of Dental Surgery, Manipal. He has a stellar academic career of over 20 years. He is also the Principal & Head of the Institute.

Dr. Arora is an articulate speaker & has orated in both National & International Platforms.

He was invited for a Faculty exchange program to Tufts School of Dental Medicine, Boston, USA.

He has guided plethora of Dissertation & has numerous publication under his name.



**Dr. Sachit Anand Arora (Principal, Prof. & Head))**

# DEPARTMENT OF PAEDIATRIC & PREVENTIVE DENTISTRY

## BRINGING LIFE TO YOUR SMILE

ITS Dental College Promote  
Knowledge base and technology  
-driven dentistry in today's world

### #TransformingDentalPractices

#### SPECIAL CLINIC



#### NITROUS OXIDE SEDATION

Nitrous oxide, also referred to as "laughing gas" is a safe and effective sedative agent in dentistry that helps the patients, especially children to be more comfortable and feel relaxed during dental procedures. It is recommended for child patients above 2 years of age who exhibit dental fear and anxiety.

The nitrous oxide- Oxygen combination is delivered through a small mask that fits over the nose and can be inhaled easily. This procedure does not induce complete state of anaesthesia or sleep but the patient is able to respond to dentist's directions and is aware of the surroundings. However the level of anxiety and fear is decreased

causing better responsiveness towards the procedures. Local anaesthesia injections may be required additionally for certain treatments. These can be given while the child is in state of sedation. The major advantage of nitrous oxide sedation is that the effects wear off soon after the mask is removed and no residual effect or hangover can be felt by the child. The gas is eliminated completely from the body via the same mask within 5 minutes of stopping the procedure and as such the patient is safely discharged soon after the treatment gets over.



#### SALIENT FEATURES

Department of Pediatric & Preventive Dentistry caters to the comprehensive dental needs of children with the aim to catch them young. Starting from preventive aspects, which include fluoride varnish, SDF, sealant, Space maintainers, we identify the potential areas of disease and prevent them to occur. Along with this, the department is enriched with state of art equipments like lasers, conscious sedation unit & endomotor. This enables us in providing the best treatment with minimal discomfort. The department runs with a wonderful OPD giving tremendous clinical exposure both in quantity and variety of clinical presentations. A regular academic schedule is followed to re-inforce the academic skills along with the clinical exposure.

For details, refer college website [www.itsdentalcollege.edu.in](http://www.itsdentalcollege.edu.in)



## ABOUT THE DEPARTMENT



The Department of Pediatric and Preventive Dentistry focuses on training its doctors to become experts in providing preventive, therapeutic and holistic oral treatments to children and adolescents. The Department boasts of good patient footfall in the OPD as well as state of the art infrastructure and equipment to cater to these patients. The department is equipped with a Conscious Sedation Unit that is instrumental in providing painless and anxiety free treatment to apprehensive patients. Also has a LASER unit, painless, bloodless procedures such as frenectomies, gingival surgeries and bleaching, canal sterilization etc. These techniques along with the use of behavior modification and distraction techniques helps in instilling a positive dental attitude in children. Adequate training is provided to the department residents in managing and treating children with different types of special healthcare needs, ensuring quality oral healthcare for all. The doctors are taught on how to manage and treat various types of traumatic dental injuries. Emphasis is laid on preventive strategies such as pit and fissure sealants and fluorides to prevent the development of dental diseases and to ensure a healthy oral environment of the child.

## ABOUT THE HEAD OF THE DEPARTMENT

**Dr. Mousumi Goswami** is Professor & Head in the Dept. of Paediatric & Preventive Dentistry, ITS Dental College, Hospital & Research Centre, Greater Noida. She is a graduate and post graduate from King George's Medical College, Lucknow. She has a vast experience in Dental Education and research. She guides post graduate students with their research and patient work. She has delivered many scientific lectures at various conferences and continuing dental education programmes. She has several publications to her credit and is a reviewer of many prestigious journals. She is the President elect of ISPPD.



**Dr. Mousumi Goswami (Prof. & HOD)**

# DEPARTMENT OF PUBLIC HEALTH DENTISTRY

## CARING FOR THE COMMUNITY

ITS Dental College Promote  
Knowledge base and technology  
-driven dentistry in today's world

### #TransformingDentalPractices

#### SPECIAL CLINIC



##### TOBACCO CESSATION CLINIC

The Department of Public Health Dentistry has taken one step further in setting up Tobacco Cessation cell in collaboration with District Tobacco Control Cell. The centre has Carbon Monoxide Smoke analyser to measure the carbon Monoxide level in the patient's breath. The Nicotine Replacement Therapy is provided free of cost to the patients.

Since its inception around 500 patients have been screened and around 10-12% of the patients have quit the habit of Smoking and Chewing Tobacco with the help of our Centre.



#### SALIENT FEATURES

1. Runs comprehensive dental clinic in the Dept. of Public Health Dentistry imparting complete dental treatment to the patients enabling Post Graduate students to have complete clinical exposure during post graduation.
2. Conducts Dental screening and treatment camps four days a week enabling students to learn community based treatment approach.
3. Imparting oral health education to the general population and school children enabling post graduate students to learn and expertise the art and skill of motivating and changing behavior of the people towards oral health.
4. Runs Tobacco Cessation Activities giving them edge over other specialties in imparting Cessation activities among the people.

For details, refer college website [www.itsdentalcollege.edu.in](http://www.itsdentalcollege.edu.in)

## ABOUT THE DEPARTMENT

Public Health Dentistry at ITS Dental College, Greater Noida strives to achieve excellence in providing leadership and expertise in population-based dentistry, oral health surveillance, policy development, community-based disease prevention and health promotion along with patient care, teaching and research. Dept. offers community health services through its various outdoor activities in form of dental camps, community based comprehensive medical care, mobile and satellite clinics. The department aims at imparting holistic and comprehensive care to all the patients, right from providing therapeutic care to preventive care.

## ABOUT THE HEAD OF THE DEPARTMENT

**Dr. Bhuvan Deep Gupta** has done BDS from Subharti Dental College, Meerut and completed his MDS from Rama Dental College, Kanpur.

Dr. Gupta has an experience of over 11 years and has won Best Faculty Paper Award in 23rd national Conference of IAPHD. He is BLS & ACLS certified along with being the member of Indian Association of Public Health Dentistry, IDA, Associate Editor-International Health Care Research Journal and Reviewer for Journal of Clinical & Diagnostic Research.



**Dr. Bhuvan Deep Gupta (Prof. & Head)**

# DEPARTMENT OF ORAL & MAXILLOFACIAL PATHOLOGY

## CRAFTING SMILES WITH INNOVATIVE APPROACHES

ITS Dental College Promote  
Knowledge base and technology  
-driven dentistry in today's world

### #TransformingDentalPractices

#### SPECIAL CLINIC



##### MICROSCOPIC CLINIC

The department of Oral Pathology has always made its impact by making a definitive diagnosis to render accurate treatment to the patient. This diagnosis is made at our state-of-the-art, Research microscope. The later is a unique, powerful, penta-head microscope with modular options which enable different observational styles, that is, four types of microscopes in one, including, bright-light, dark-field, phase-contrast and polarization microscope. All these microscopes help identify various microscopic details of a microbes / cell / tissue using special stains, immuno-histochemical stains or no stains and therefore, a gold-standard diagnosis can be made.

The microscope comes with high quality optics, excellent colour reproduction and an attached camera unit with its very own software. The later paves way to accurately measure multiple microscopic aspects of the desirable cells and tissues, maintain records and also photograph the tissue. The camera is also attached with the screen for viewing the live cytopathological/histopathological slides and assists in teaching or discussing. The research room also accommodates a Stereomicroscope which allows the marco- to microscopic view of a specimen .



#### SALIENT FEATURES

1. The department of Oral Pathology provides definitive diagnosis through histo-cyto-pathology, evaluates the hematological discrepancies in the body, educates students to understand normal tissue from abnormal tissue and serves as a reservoir for conducting research in the institute.
2. The department acts as a building block for understanding the development, structure and function of oro-facial tissue. Once this sound foundation has been laid down, the department imparts education for the understanding of diseases including dental caries, infections, oral cancers etc.
3. Disseminating adequate knowledge of diseases and helps understand the importance of etiology and pathogenesis of oral diseases.

For details, refer college website [www.itsdentalcollege.edu.in](http://www.itsdentalcollege.edu.in)

## ABOUT THE DEPARTMENT



The department of Oral Pathology has always been a curious department and thus encourages research and supports Under-graduate and Post-graduate research through state of the art, “Center for Advanced Research(CAR)”. The research activities primarily include metallurgy, microbiology and life-science unit and thus, CAR supports inter-departmental research and attracts students from outside colleges as well.

## ABOUT THE HEAD OF DEPARTMENT

**Dr. Monica Mehendiratta** has an experience of over 12 years. She is a proud alumni of Manipal College of Dental Sciences, Mangalore. She has been awarded with the prestigious R V Mehta award for her original research work in the field of Oral Pathology.

Dr. Mehendiratta holds a diploma in Forensic Odontology and has interest's in the field of research.



**Dr. Monica Mehendiratta (Prof. & HOD)**

# INFRASTRUCTURE



# General Hospital



For the purposes of teaching allied medical subjects like General Medicine and General Surgery, the college has established a separate 100 bedded multi-speciality hospital within the college campus. The hospital provides OPD as well as I.P.D facilities for treatment modalities in all the specialties of medicine. It has a fully functional O.T and provides 24 hours emergency service. The chemist shop is open 24/7 a week. The hospital is run by highly qualified and efficient team of doctors who are totally

committed to their profession and their patients. Apart from the specialties of Medicine and Surgery, the hospital also boasts of facilities like Pediatrics, Neurology, Gynaecology, Orthopaedics, ENT and Ophthalmology.

# Hostel

The college has separate hostels for boys and girls situated in the college campus. Hostels are well equipped with the basic amenities required for the comfortable stay of the students. The rooms are spacious, fully furnished and well ventilated. The rooms have box type beds, study tables and cupboards for individual students. The common room caters to recreational facilities like T.V, Table tennis and a section for reading. Considering the concept of "A Healthy mind lives in a Healthy body" students are provided a balanced and hygienic diet in all the messes. There is a separate hostel provision for Junior Residents, Staff & Faculty Staying in Campus.





## SD. Radiology (CBCT)



## Laser Clinic



## Simulation Lab





## Infinity Cafe



## Cosmotology Lab



## Microscopic Endo



# EVENTS & ACTIVITIES

# About ITS Dental College

**250+**  
Institutional  
Events

**100+**  
Students  
Represented  
College at Pan  
India

**100+**  
Events in Various  
Cultural Genres

**100+**  
Speakers spoke  
in Various Events



# National Level Workshops



Orientation Programme 18th Jan 21

Research Methodology  
9th Aug 2019



Pedovibes 19th Nov 19



Cyber Crime Workshop 21st Jan 20



Sports Day 27th Feb 20



RCT Awareness Week  
19th Mar 21



Cons & Endo Day 5th Mar 21

Dentist Day 6th Feb 2020





# Student Activities


## Convocation 2021



## Women's Day 8<sup>th</sup> Mar 21



## Cancer Day 8<sup>th</sup> Feb 19



## Aprajita



## No Tobacco Day 31<sup>st</sup> May 2019



## CBCT Workshop 12<sup>th</sup> Mar 21



# ITS in Media



ITS DENTAL HOSPITAL & RESEARCH CENTRE  
GREATER NOIDA  
paired, enabling patient cover from such minor...  
has a vast experience in a range of cases ranging from...  
replacements complete plant supported prostheses

आयोजन किया गया। कार्यक्रम में आयोजित विभिन्न प्रतियोगिता में छात्रों ने बढ़चढ़कर हिस्सा लिया। रात में आयोजित हुए संगीत कार्यक्रम में प्रसिद्ध गायक बादशाह के गानों पर छात्रों ने जमकर ठुमके लिए। छात्रों की मांग पर बादशाह ने एक के बाद एक कई गाने

डास किया। नृत्य, गायन, फेशन शो, क्रिकेट, फुटबाल, वॉलीबाल, कैरम, चैस, फेस पेंटिंग, रंगोली आदि प्रतियोगिता में विभिन्न कॉलेजों की टीमों ने हिस्सा लिया। इस अवसर पर कॉलेज के चेयरमैन आरपी चड्ढा, मीरा चड्ढा, सोहेल, अर्पित, सुरेंद्र सूद, डा. सचित आनंद सहित अन्य लोग मौजूद थे।



ग्रेनो के आईटीएस कॉलेज में प्रस्तुति देते बादशाह • सौ. कॉलेज

कॉलेज में दीक्षांत समारोह का आयोजन

## सपना योगदान दें युवा : डॉ. रितु दुग्गल



दीक्षांत समारोह में एमडीएस के 30 और बीडीएस के 100 छात्रों को मिली डिग्री

संबोधन में कहा कि चिकित्सक की जरूरत समाज के हर प्रकार के लोगों को हर समय पड़ती है। चिकित्सक को उनकी जिम्मेदारियों का अहसास

चिकित्सकों का महत्वपूर्ण योगदान है। संस्थान के प्राधान्याचार्य डॉ. सचित आनन्द अरोड़ा ने विगत वर्षों में हुए संस्थान की

कमाना नहीं बल्कि समर्पित भाव से मरीजों की सेवा करना होना चाहिए। इस दौरान बेस्ट आउट स्टैंडिंग स्टूडेंट (एकेडमिक) फारुख मसूदी, बेस्ट आउटगोइंग स्टूडेंट ईवा जैन (आलराउंडर) बेस्ट आउटगोइंग स्टूडेंट (स्ट्रा सर्कुलर एक्टिविटी) अभिजीत झा और अभिनव दत्ता तथा एमडीएस के छात्रों में बेस्ट आउटगोइंग स्टूडेंट एकेडमिक अवार्ड में डॉ. नीलिका गुप्ता, बेस्ट आउटगोइंग

एडा: नॉलेज आईटीएस डेंटल इडेंट कोट सेरेमनी किया गया। मुख्य अतिथि ल सतीश आयर कहा कि एक कित्सक बनने के शासन व सेवा भावना त आवश्यक है। गलती भी से होती है। सही वही है जो गलतियों को नहीं स्वीकार करे व त्यों से सीख ले। छात्रों देश्व पाठ्यक्रम से अधिक

से अधिक ज्ञान प्राप्त करने का होना चाहिए। कॉलेज के सचिव बीके अरोड़ा ने कहा विद्यार्थियों को चाहिए परिज का सपना सच करने के ली जी जान से मेहनत करें। कॉलेज के उपाध्यक्ष सोहि चड्ढा ने कहा चिकित्सक अपने मरीजों के प्रति व्य सलीन होना चाहिए। तन बजाए हर पल को आनंद साथ जीना चाहिए। इस पर प्रधानाचार्या डा. स अरोड़ा, बीके अरोड़ा और मौजूद थे।





# JEWELS OF ITS



**Dr. Nivedita (MDS - 3<sup>rd</sup> Yr)**  
**University 1<sup>st</sup> Rank (2019)**



**Dr. Palak Jain (MDS - 1<sup>st</sup> Yr)**  
**University 1<sup>st</sup> Rank (2019)**



**Dr. Neetika Gupta (MDS - 3<sup>rd</sup> Yr)**  
**University 7<sup>th</sup> Rank (2020)**

## Route Map for ITS Dental College

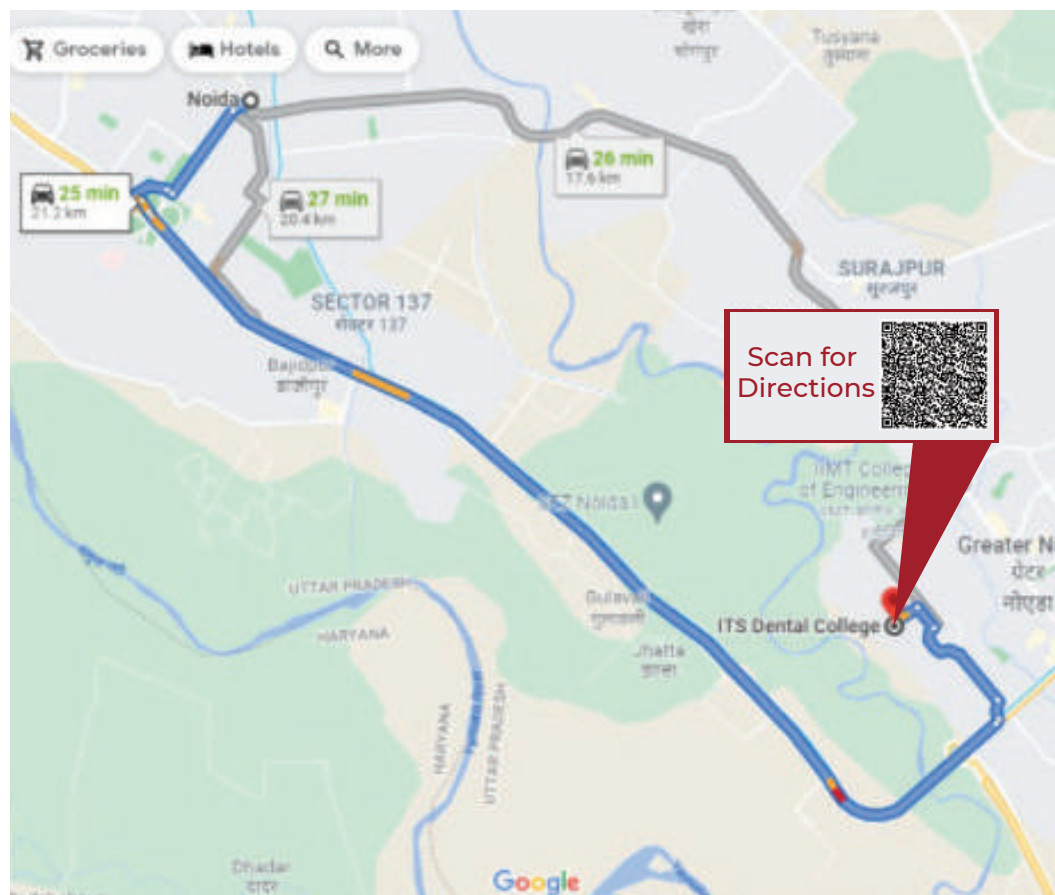


**For Admission**  
**7840001650**



**Address**

**47, Knowledge Park – III,  
Greater Noida – 201310**



*ITS Dental College, Hospital & Research Center,  
Greater Noida*